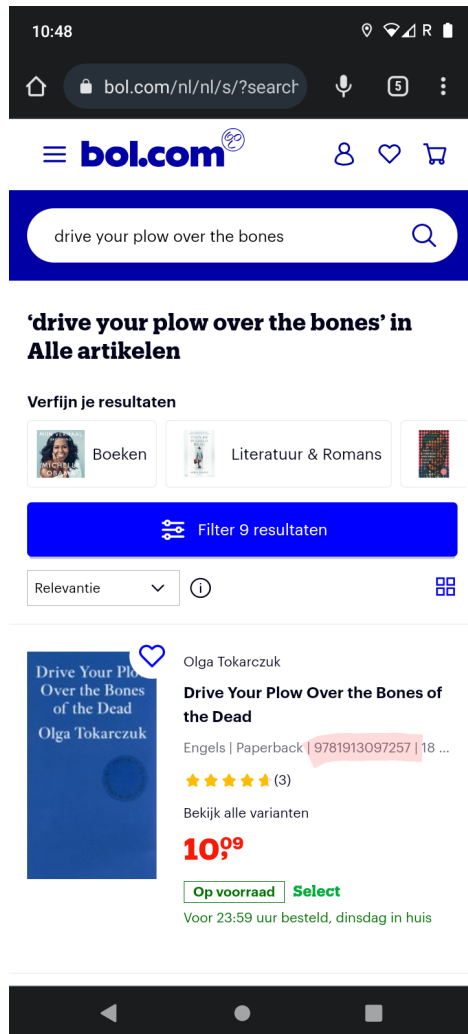


Dear Albioneer,

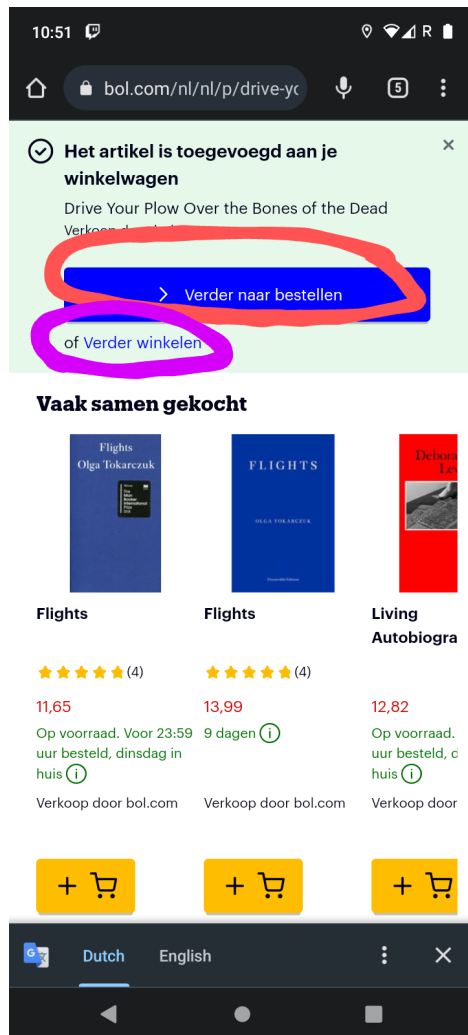
Here is a quick tutorial for ordering on bol.com in case you're unfamiliar and/or don't understand Dutch (sorry for the inconvenience).



Find the book you need, if you're unsure check if the ISBN number is the same as listed on the booklist.



Add the book to your shopping cart.



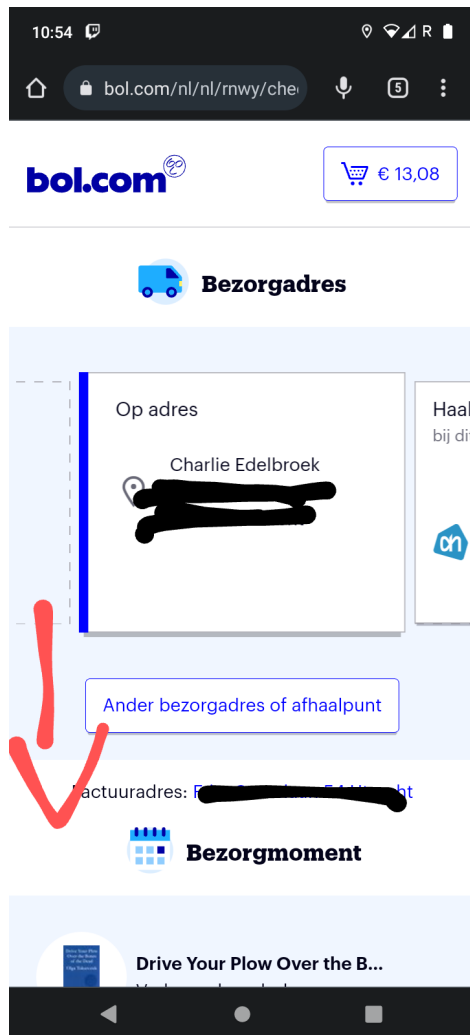
"Verder naar bestellen" (red) means you'll move on to checkout and pay for your shopping cart.

"Verder winkelen" (purple) means you'll continue your shopping and you'll be directed to the home page again.

For the sake of this explanation we're continuing with red.



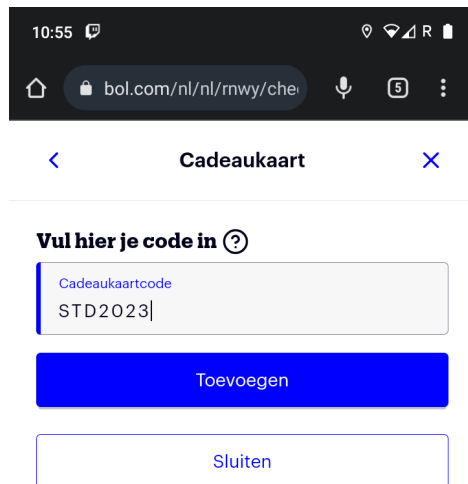
Click on "verder naar bestellen" to continue finalising your purchase, the line underneath explains that the voucher can be added on the next page.



You'll be directed here, enter your information and then continue downwards.



Upon scrolling down you'll see this screen, press "Voeg cadeaukaart toe".



10:55 bol.com/nl/nl/rnwy/che

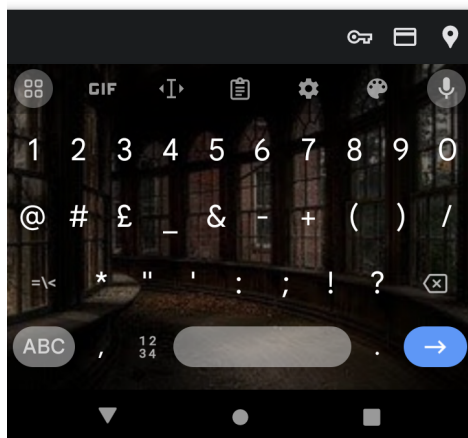
< Cadeaukaart X

Vul hier je code in ?

Cadeaukaartcode
STD2023

Toevoegen

Sluiten



Add the code, press 'toevoegen' and then 'sluiten' once the voucher is added.

After that you just finish your payment and that's all! If you have any further questions feel free to contact me (charlie) privately or ask in the groupchat!